



V. K. GROUP

McCoy

Switch to Mc Coy.. Switch to a happy life..



“Quality is never an accident; it is always the result of high intention, sincere effort, intelligent direction and skillful execution; it represents the wise choice of many alternatives”.

- William A Foster

VK Group has been the industry pioneer in making innovative and highly durable products in Home & Kitchen appliance. Credited with setting up one of the largest OEM Home & Kitchen appliance manufacturing ventures in India, the company has strived to achieve quality standards that can compete with the best in the world.

With its progressive people practices, VK Group has been consistently attracting high calibre management and technical professionals. No surprises then that VK Group enjoys the utmost trust of its clients, some of whom include India’s leading Home & Kitchen appliance brands.

Mc Coy a prominent home appliance brand representing wide range of products evolved by excellent team through years of research and refinement. Mc Coy brand stands for outstanding perfection and precision, sharp designs harmonized with easy to use functions form the heart of all Mc Coy product.

Switch to Mc Coy.. Switch to a happy life..

Air Cooler



MARSHALL

Air delivery (in M3/Hr): 3600
Air throw distance (in feet): 40
Cooling Area (Sq.Ft): 750
Air deflection: 360 degree (Roto)
Louver Movement: Motorised
Max. Wattage (in Watts): 190
Speed Control: 3
Water Tank Capacity (in Ltrs): 60
Water level Indicator: Provided

Ice Chamber: Provided
Dust filter/Mosquito NET: Provided with W.wool
Cooling Medium: Wood Wool/Honeycomb
Portability: Portable
Unit Dimensions L x W x H (in MM): 690 x 590 x 1055
Carton Dimensions L x W x H (in MM): 730 x 635 x 1100
Nett weight (in Kgs): 21.5
Qty in a 20ft Container (in Pcs): 48
Qty in a 40ft HC Container (in Pcs): 108



GENERAL

Air delivery (in M3/Hr): 3600
Air throw distance (in feet): 45
Cooling Area (Sq.Ft): 750
Air deflection: 4 Way
Louver Movement: Motorised
Max. Wattage (in Watts): 190
Speed Control: 3
Water Tank Capacity (in Ltrs): 60
Water level Indicator: Provided

Ice Chamber: Provided
Dust filter/Mosquito NET: Provided with W.wool
Cooling Medium: Wood Wool/Honeycomb
Portability: Portable
Unit Dimensions L x W x H (in MM): 690 x 590 x 1055
Carton Dimensions L x W x H (in MM): 730 x 635 x 1100
Nett weight (in Kgs): 21.5
Qty in a 20ft Container (in Pcs): 48
Qty in a 40ft HC Container (in Pcs): 108



GENERAL

Air delivery (in M3/Hr): 3600
Air throw distance (in feet): 45
Cooling Area (Sq.Ft): 750
Air deflection: 4 Way
Louver Movement: Motorised
Max. Wattage (in Watts): 190
Speed Control: 3
Water Tank Capacity (in Ltrs): 60
Water level Indicator: Provided

Ice Chamber: Provided
Dust filter/Mosquito NET: Provided with W.wool
Cooling Medium: Wood Wool/Honeycomb
Portability: Portable
Unit Dimensions L x W x H (in MM): 690 x 590 x 1055
Carton Dimensions L x W x H (in MM): 730 x 635 x 1100
Nett weight (in Kgs): 21.5
Qty in a 20ft Container (in Pcs): 48
Qty in a 40ft HC Container (in Pcs): 108





ADMIRAL

Air delivery (in M3/Hr): 3150
 Air throw distance (in feet): 50
 Cooling Area (Sq.Ft): 800
 Air deflection: 360 degree (Roto)
 Louver Movement: Motorised
 Max. Wattage (in Watts): 190
 Speed Control: 3
 Water Tank Capacity (in Ltrs): 70
 Water level Indicator: Provided

Ice Chamber: Not Provided
 Dust filter/Mosquito NET: Provided with W.wool
 Cooling Medium: Wood Wool/Honeycomb
 Portability: Portable
 Unit Dimensions L x W x H (in MM): 650 x 380 x 1245
 Carton Dimensions L x W x H (in MM): 680 x 400 x 1300
 Nett weight (in Kgs): 27
 Qty in a 20ft Container (in Pcs): 42
 Qty in a 40ft HC Container (in Pcs): 190



COLONEL

Air delivery (in M3/Hr): 3150
 Air throw distance (in feet): 35
 Cooling Area (Sq.Ft): 550
 Air deflection: 360 degree (Roto)
 Louver Movement: Motorised
 Max. Wattage (in Watts): 190
 Speed Control: 3
 Water Tank Capacity (in Ltrs): 40
 Water level Indicator: Provided

Ice Chamber: Not Provided
 Dust filter/Mosquito NET: Provided with W.wool
 Cooling Medium: Wood Wool/Honeycomb
 Portability: Portable
 Unit Dimensions L x W x H (in MM): 650 x 380 x 1095
 Carton Dimensions L x W x H (in MM): 680 x 400 x 1150
 Nett weight (in Kgs): 15
 Qty in a 20ft Container (in Pcs): 96
 Qty in a 40ft HC Container (in Pcs): 204



MARINE

Air delivery (in M3/Hr): 3150
 Air throw distance (in feet): 40
 Cooling Area (Sq.Ft): 550
 Air deflection: 4 Way
 Louver Movement: Motorised
 Max. Wattage (in Watts): 190
 Speed Control: 3
 Water Tank Capacity (in Ltrs): 45
 Water level Indicator: Provided

Ice Chamber: Not Provided
 Dust filter/Mosquito NET: Provided with W.wool
 Cooling Medium: Wood Wool/Honeycomb
 Portability: Portable
 Unit Dimensions L x W x H (in MM): 650 x 380 x 1095
 Carton Dimensions L x W x H (in MM): 680 x 400 x 1150
 Nett weight (in Kgs): 15
 Qty in a 20ft Container (in Pcs): 96
 Qty in a 40ft HC Container (in Pcs): 204

SERGEANT

Air delivery (in M3/Hr): 3200
 Air throw distance (in feet): 35
 Cooling Area (Sq.Ft): 550
 Air deflection: 4 Way
 Louver Movement: Motorised
 Max. Wattage (in Watts): 190
 Speed Control: 3
 Water Tank Capacity (in Ltrs): 45
 Water level Indicator: Provided

Ice Chamber: Not Provided
 Dust filter/Mosquito NET: Provided with W.wool
 Cooling Medium: Wood Wool/Honeycomb
 Portability: Portable
 Unit Dimensions L x W x H (in MM): 630 x 510 x 1040
 Carton Dimensions L x W x H (in MM): 660 x 550 x 1100
 Nett weight (in Kgs): 14
 Qty in a 20ft Container (in Pcs): 60
 Qty in a 40ft HC Container (in Pcs): 140



COMMANDO

Air delivery (in M3/Hr): 3200
 Air throw distance (in feet): 35
 Cooling Area (Sq.Ft): 550
 Air deflection: 4 Way
 Louver Movement: Motorised
 Max. Wattage (in Watts): 190
 Speed Control: 3
 Water Tank Capacity (in Ltrs): 45
 Water level Indicator: Provided

Ice Chamber: Not Provided
 Dust filter/Mosquito NET: Provided with W.wool
 Cooling Medium: Wood Wool/Honeycomb
 Portability: Portable
 Unit Dimensions L x W x H (in MM): 630 x 510 x 1040
 Carton Dimensions L x W x H (in MM): 660 x 550 x 1100
 Nett weight (in Kgs): 14
 Qty in a 20ft Container (in Pcs): 60
 Qty in a 40ft HC Container (in Pcs): 140



TORNADO

Air delivery (in M3/Hr): 1250
 Air throw distance (in feet): 25
 Cooling Area (Sq.Ft): 150
 Air deflection: 4 Way
 Louver Movement: Motorised
 Max. Wattage (in Watts): 150
 Speed Control: 3
 Water Tank Capacity (in Ltrs): 30
 Water level Indicator: Provided

Ice Chamber: Not Provided
 Dust filter/Mosquito NET: Provided
 Cooling Medium: Honeycomb
 Portability: Portable
 Unit Dimensions L x W x H (in MM): 475 x 360 x 980
 Carton Dimensions L x W x H (in MM): 500 x 395 x 1020
 Nett weight (in Kgs): 10
 Qty in a 20ft Container (in Pcs): 112
 Qty in a 40ft HC Container (in Pcs): 345





SEAL

Air delivery (in M3/Hr): 2250
 Air throw distance (in feet): 10
 Cooling Area (Sq.Ft): 300
 Air deflection: 360 degree (Roto)
 Louver Movement: Motorised
 Max. Wattage (in Watts): 175
 Speed Control: 3
 Water Tank Capacity (in Ltrs): 27
 Water level Indicator: Provided

Ice Chamber: Provided
 Dust filter/Mosquito NET: Provided
 Cooling Medium: Honeycomb
 Portability: Portable
 Unit Dimensions L x W x H (in MM): 470 x 310 x 840
 Carton Dimensions L x W x H (in MM): 515 x 395 x 890
 Nett weight (in Kgs): 11
 Qty in a 20ft Container (in Pcs): 112
 Qty in a 40ft HC Container (in Pcs): 345



MAJOR

Air delivery (in M3/Hr): 1250
 Air throw distance (in feet): 30
 Cooling Area (Sq.Ft): 250
 Air deflection: 4 Way
 Louver Movement: Motorised
 Max. Wattage (in Watts): 175
 Speed Control: 3
 Water Tank Capacity (in Ltrs): 34
 Water level Indicator: Provided

Ice Chamber: Provided
 Dust filter/Mosquito NET: Provided
 Cooling Medium: Honeycomb
 Portability: Portable
 Unit Dimensions L x W x H (in MM): 465 x 308 x 840
 Carton Dimensions L x W x H (in MM): 515 x 395 x 890
 Nett weight (in Kgs): 13
 Qty in a 20ft Container (in Pcs): 112
 Qty in a 40ft HC Container (in Pcs): 365



CAPTAIN

Air delivery (in M3/Hr): 1250
 Air throw distance (in feet): 25
 Cooling Area (Sq.Ft): 150
 Air deflection: 4 Way
 Louver Movement: Motorised
 Max. Wattage (in Watts): 175
 Speed Control: 3
 Water Tank Capacity (in Ltrs): 17
 Water level Indicator: Provided

Ice Chamber: Provided
 Dust filter/Mosquito NET: Provided
 Cooling Medium: Honeycomb
 Portability: Portable
 Unit Dimensions L x W x H (in MM): 465 x 308 x 690
 Carton Dimensions L x W x H (in MM): 515 x 395 x 750
 Nett weight (in Kgs): 12
 Qty in a 20ft Container (in Pcs): 165
 Qty in a 40ft HC Container (in Pcs): 400

RANGER

Air delivery (in M3/Hr): 1250
 Air throw distance (in feet): 25
 Cooling Area (Sq.Ft): 150
 Air deflection: 4 Way
 Louver Movement: Motorised
 Max. Wattage (in Watts): 175
 Speed Control: 3
 Water Tank Capacity (in Ltrs): 15
 Water level Indicator: Provided

Ice Chamber: Provided
 Dust filter/Mosquito NET: Provided
 Cooling Medium: Honeycomb
 Portability: Portable
 Unit Dimensions L x W x H (in MM): 470 x 425 x 700
 Carton Dimensions L x W x H (in MM): 515 x 455 x 760
 Nett weight (in Kgs): 12
 Qty in a 20ft Container (in Pcs): 165
 Qty in a 40ft HC Container (in Pcs): 345



TOWER FAN

Air throw distance (in feet): 25
 Cooling Area (Sq.Ft): N.A.
 Air deflection: 4 Way
 Louver Movement: Motorised
 Max. Wattage (in Watts): 175
 Speed Control: 3
 Water Tank Capacity (in Ltrs): N.A.
 Water level Indicator: N.A.
 Ice Chamber: N.A.

Dust filter/Mosquito NET: N.A.
 Cooling Medium: N.A.
 Portability: Portable
 Unit Dimensions L x W x H (in MM): 290 x 290 x 760
 Carton Dimensions L x W x H (in MM): 320 x 320 x 780
 Nett weight (in Kgs): 9
 Qty in a 20ft Container (in Pcs): 378
 Qty in a 40ft HC Container (in Pcs): 777



POLO WINDOW AIR COOLER

Tank Capacity: 40L
 Voltage: 230V, 50Hz. Ac.
 Power Consumption: 190W (Max)
 Air Delivery (in M3/Hr): 1850 M3/ Hr
 Unit Dimentions L x W x H (in MM): 690 x 450 x 520
 Carton Dimentions L x W x H (in MM): 730 x 460 x 580
 Net Weight (in Kgs): 9.5 Kg
 Gross Weight (in Kgs): 11.8 Kg





Mixer Grinder



CIPL MG 1

Wattage: 750 Watts Copper
Voltage for: 220-240V, 50/60 Hz
R.P.M: 18000 Approx
Rating: 30 Minutes
Insulation of wire: "F"
Cable: BS Plug
Cable Length: 1.5 mit. Black BS Plug-0.75 Sq. mm



CIPL MG 2

Wattage: 750 Watts Copper
Voltage for: 220-240V, 50/60 Hz
R.P.M: 18000 Approx
Rating: 30 Minutes
Insulation of wire: "F"
Cable: BS Plug
Cable Length: 1.5 mit. Black BS Plug-0.75 Sq. mm



CIPL MG 3

Wattage: 650 Watts Copper
Voltage for: 220-240V, 50/60 Hz
R.P.M: 18000 Approx
Rating: 30 Minutes
Insulation of wire: "F"
Cable: BS Plug
Cable Length: 1.5 mit. Black BS Plug-0.75 Sq. mm





CIPL MG 4

Wattage: 500 Watts Copper

Voltage for: 220-240V, 50/60 Hz

R.P.M: 18000 Approx

Rating: 30 Minutes

Insulation of wire: "F"

Cable: BS Plug

Cable Length: 1.5 mit. Black BS Plug-0.75 Sq. mm



CIPL MG 5

Wattage: 600 Watts Copper

Voltage for: 220-240V, 50/60 Hz

R.P.M: 18000 Approx

Rating: 30 Minutes

Insulation of wire: "F"

Cable: BS Plug

Cable Length: 1.5 mit. Black BS Plug-0.75 Sq. mm



CIPL MG 7

Wattage: 500 Watts Copper

Voltage for: 220-240V, 50/60 Hz

R.P.M: 18000 Approx

Rating: 30 Minutes

Insulation of wire: "F"

Cable: BS Plug

Cable Length: 1.5 mit. Black BS Plug-0.75 Sq. mm

CIPL MG 8

Wattage: 750 Watts Copper

Voltage for: 220-240V, 50/60 Hz

R.P.M: 18000 Approx

Rating: 30 Minutes

Insulation of wire: "F"

Cable: BS Plug

Cable Length: 1.5 mit. Black BS Plug-0.75 Sq. mm



CIPL MG 9

Wattage: 500 Watts Aluminum

Voltage for: 220-240V, 50/60 Hz

R.P.M: 18000 Approx

Rating: 30 Minutes

Insulation of wire: "F"

Cable: BS Plug

Cable Length: 1.5 mit. Black BS Plug-0.75 Sq. mm



CIPL MG 10

Wattage: 500 Watts Copper

Voltage for: 220-240V, 50/60 Hz

R.P.M: 18000 Approx

Rating: 30 Minutes

Insulation of wire: "F"

Cable: BS Plug

Cable Length: 1.5 mit. Black BS Plug-0.75 Sq. mm





CIPL MG 12

Wattage: 400 Watts Copper

Voltage for: 220-240V, 50/60 Hz

R.P.M: 18000 Approx

Rating: 30 Minutes

Insulation of wire: "F"

Cable: BS Plug

Cable Length: 1.5 mit. Black BS Plug-0.75 Sq. mm



CIPL MG 13

Wattage: 550 Watts Copper

Voltage for: 220-240V, 50/60 Hz

R.P.M: 18000 Approx

Rating: 30 Minutes

Insulation of wire: "F"

Cable: BS Plug

Cable Length: 1.5 mit. Black BS Plug-0.75 Sq. mm



CIPL MG 14

Wattage: 750 Watts Copper

Voltage for: 220-240V, 50/60 Hz

R.P.M: 18000 Approx

Rating: 30 Minutes

Insulation of wire: "F"

Cable: BS Plug

Cable Length: 1.5 mit. Black BS Plug-0.75 Sq. mm



BLISS

Voltage: 220-240V AC 50 Hz 1 Phase

Motor Power: 500W, 21000 RPM (Max)

Motor Rating: 30 Mins. Continuous

Speed Control: Push Button type with 3 Speed and Incher

Overload Protection: 2.0 Amp.

Jars Capacity: Liquidizing Jar-1.5 Ltrs., Multi Purpose Jar-0.8 Ltrs., Chutney Jar-03 Ltrs.



COMFORT

Voltage: 220-240V AC 50 Hz 1 Phase

Motor Power: 450W, 21000 RPM(Max)

Motor Rating: 30 Mins. Continuous


Speed Control: Push Button type with 2 Speed and Incher

Overload Protection: 2.0 Amp.

Jars Capacity: Liquidizing Jar-1.5 Ltrs., Multi Purpose Jar-0.8 Ltrs.

Juicer Mixer Grinder






Food Processor

SUPER CHEF

Wattage: 600 watts
Power Supply: 230 V 50 Hz
Motor Type: Universal
Speed (At no load): 1800 RPM
Speed Control Switch: Rotary Type, 3 Speed with incher
Overload Protection (OLP): Resetting type, 230 V 50 Hz 2.5 Amps



Fans





PEDESTAL FAN

- 1] 16 inch Sweep Size with Talwar Blade
- 2] Copper Bush for Long Lasting Performance
- 3] RPM: 2100+
- 4] Pivot with Self-Locking System, includes both side Durlin Gears for better grips
- 5] Safe Guard-Heavy Duty 120 Spokes with thick stiffeners for better Safety, Anti-Rust Coated and Powder Coated finish.

- 6] Heavy Back Cowl for Motor Safety
- 7] Single Packing with multi color Corrugated Box
- 8] Poly-Shrink Wrapping for individual Box
- 9] Full ABS Moulded Switch Box & PPCP Mouldings



PEDESTAL FAN

- 1] 16 inch Sweep Size with Talwar Blade
- 2] Copper Bush for Long Lasting Performance
- 3] RPM: 2100+
- 4] Pivot with Self-Locking System, includes both side Durlin Gears for better grips
- 5] Safe Guard-Heavy Duty 120 Spokes with thick stiffeners for better Safety, Anti-Rust Coated and Powder Coated finish.

- 6] Heavy Back Cowl for Motor Safety
- 7] Single Packing with multi color Corrugated Box
- 8] Poly-Shrink Wrapping for individual Box
- 9] Full ABS Moulded Switch Box & PPCP Mouldings




TABLE FAN

- 1] 16 inch Sweep Size with Talwar Blade
- 2] Copper Bush for Long Lasting Performance
- 3] RPM: 2100+
- 4] Pivot with Self-Locking System, includes both side Durlin Gears for better grips
- 5] Safe Guard-Heavy Duty 120 Spokes with thick stiffeners for better Safety, Anti-Rust Coat and Powder Coated finish

- 6] Heavy Back Cowl for Motor Safety.
- 7] Single Packing with multi color Corrugated Box.
- 8] Poly-Shrink Wrapping for individual Box.
- 9] ABS & PPCP Mouldings

NANO POWER 24”

Rated Voltage or Voltage Range: 230 V
Type of Fan AC or DC: AC
Frequency Range: 50 Hz
Input in Watts: 75 W
Size of Fan: 24" - 600 MM
RPM: 870 to 900 RPM
Capacitor: 2.25 mfd

Bearing Set: 6201 & 6202 Double Ball Bearings, Imported
Winding: SEW Copper, Insulation "E"
Blade Sets: 1 Set of 4 Blades
Top & Bottom Cover Set: High Grade Aluminum
Regulator: Resistance Type
Down Rod: ERW Pipe painted
Shackle Set: CRCA Sheet zinc plated



COOL MATE 42”

Rated Voltage or Voltage Range: 230 V
Type of Fan AC or DC: AC
Frequency Range: 50 Hz
Input in Watts: 70 W
Size of Fan: 42" - 1050 MM
RPM: 360 to 370 RPM
Air Delivery: 170 m³/Min
Capacitor: 2.25 mfd

Bearing Set: 6201 & 6202 Double Ball Bearings, Imported
Winding: SEW Copper, Insulation "E"
Blade Sets: Galvanised with Sleek Angle
Top & Bottom Cover Set: Cool Mate Model, High Grade Aluminum
Regulator: Resistance Type
Down Rod: ERW Pipe painted
Shackle Set: CRCA Sheet zinc plated



PREET 56”

Rated Voltage or Voltage Range: 230 V
Type of Fan AC or DC: AC
Frequency Range: 50 Hz
Input in Watts: 60 W
Size of Fan: 56" - 1400 MM
RPM: 300 to 310 RPM
Air Delivery: 245 m³/Min
Capacitor: 1.7 mfd
Bearing Set: 6201 & 6202 Double Ball Bearings, Imported

Winding: SEW Copper, Insulation "E"
Blade Sets: Full Length Galvanised - 590 MM with Sleek Angle
Top & Bottom Cover Set: High-Breeze Model, High Grade Aluminum
Regulator: Resistance Type
Down Rod: ERW Pipe painted
Shackle Set: CRCA Sheet zinc plated





Iron



ENDURA

Electric Heavy weight Iron
Voltage: 230, 50 Hz
Wattage: 750
Weight: 2 Kg
Soleplate of Cast Iron Nickel-Chrome Plated

VGOR

Steam Iron
Voltage: 230, 50 Hz
Wattage: 1200
Weight: 0.927 Kg
Aluminium Pressure Di-Casted Soleplate PTFE Coated

GLIDE

Dry Iron
Voltage: 230, 50 Hz
Wattage: 750
Weight: 0.750 kg
Aluminum Pressure Di-Casted Soleplate PTFE Coated





Induction Cook Top

EASE

Control: Push Button

Functions: Over Heating Function, Auto Shut-off without pot, 7 Level Intelligent cooking, 7 Level temperature adjustment

Features: Over 50% Cheaper Than Gas, High Quality SCHOTT Micro crystal surface

DESIRE

Control: Feather Touch Controls, Child Lock, Sensor Touch Control

Functions: 7 Level Control, 8 Intelligent Cooking, Over 50% Cheaper Than Gas, 24 Hours timer

Features: High Quality SCHOTT Micro crystal surface, 4 Digital Display

ELEGANT

Control: Feather Touch Controls, Child Lock, Sensor Touch Control

Functions: Intelligent Cooking Function, 24 Hours timer Function

Features: 4 Digital Display, Over 50% Cheaper Than Gas, High Quality SCHOTT Micro crystal surface

SUPER

Control: Auto Shut-off without pot, Slide Touch Temperature Controls, 4 Digit LED Display Controller

Functions: Energy efficient Intelligent IC, Preset Programmable Timer, 6 Preset

Features: High Quality SCHOTT Micro crystal surface, Surge protection, 24 Hrs Programmable Cooking, Superior Saving over Conventional Cooker, 85-90% Energy efficiency in Cooking, Variable Power 200W-2000W



Gas Stove



GT 2

Burner: Brass burner for better thermal efficiency, High flame burner for faster cooking

Warranty: 2 years warranty on product

Stove Features: Single piece deep drawn body, International soft looks, Aluminum pipes & Mixing tube for highest safety, Sturdy pan support, Available in Auto & Non-Auto Ignition



GT 3

Burner: Brass burner for better thermal efficiency, High flame burner for faster cooking

Warranty: 2 years warranty on product

Stove Features: International soft looks, Aluminum pipes & Mixing tube for highest safety, Sturdy pan support, Available in Auto & Non-Auto Ignition



GT 4

Burner: Brass burner for better thermal efficiency, High flame burner for faster cooking

Stove Features: International soft looks, Aluminum pipes & Mixing tube for highest safety, Sturdy pan support, Available in Auto & Non-Auto Ignition



Hand Blender



TWIST

Blender Voltage: 230 Volts, 50 Hz AC
Blender Wattage: 125 Watts, 12000 RPM, Powerful Motor
Blade: Stainless Steel

Blender Features:
2 Speed Switch-Soft touch button

TWIST PLUS

Blender: Voltage 230 Volts, 50 Hz AC
Blender Wattage: 125 Watts, 12000 RPM, Powerful Motor
Blade: Stainless Steel

Blender Features:
1) 2 Speed Switch-Soft Touch Button
2) Whisk Stainless Steel Blade
3) Mincer Stainless Steel Blade
4) Beater Stainless Steel Blade

BREW

Blender Voltage: 230 Volts, 50 Hz AC
Blender Wattage: 200 W
Blade: Stainless Steel

Blender Features:
1) Anti-Splash Guard Protection
2) Detachable Mixing Rod
3) 2 Speed Switch-Soft touch buttons

BREW PLUS


Blender Voltage: 230 Volts, 50 Hz AC
Blender Wattage: 200 Watts
Blade: Stainless Steel
Blender Features:
1) Anti-Splash Guard Protection
2) Detachable Mixing Rod

3) 2 Speed Switch-Soft touch button
4) Measuring Jar 0.5L
5) Cream Attachment
6) Egg Beater
7) 0.75L Lockable Bowl
8) Chopping S. S. Blade





Toaster



TOASTER

230 Volt AC, 50 HZ, 800 Watts

Aluminum Sandwich and Grill plate

Available in 3 different model

1) Sandwich Toaster

2) Griller

3) Toaster Griller (replaceable plate)

Fully automatic controlled by precision thermostat with additional safety of thermal fuse

Large Metal Stainless Steel T202
Spoons, Forks & S S Cup



OUR PRESENCE IN GLOBAL MARKET



..... V. K. Group of Companies

- Canbara Industries Pvt. Ltd. (Palghar)
- Suvidha Appliances
- Canbara Industries Pvt. Ltd. (Silvassa)
- Colossus Appliances